

Title	Microstructural Characteristics and Mechanical Properties of Single-Mode Fiber Laser Lap-Welded Joint in Ti and Al Dissimilar Metals
Author(s)	Lee, Su-Jin; Nakamura, Hiroshi; Kawahito, Yousuke et al.
Citation	Transactions of JWRI. 42(1) p.17-p.21
Issue Date	2013-06
oaire:version	VoR
URL	https://doi.org/10.18910/26600
rights	
Note	

Osaka University Knowledge Archive : OUKA

<https://ir.library.osaka-u.ac.jp/>

Osaka University

Microstructural Characteristics and Mechanical Properties of Single-Mode Fiber Laser Lap-Welded Joint in Ti and Al Dissimilar Metals[†]

LEE Su-Jin*, NAKAMURA Hiroshi*, KAWAHITO Yousuke**, KATAYAMA Seiji***

Abstract

Titanium (Ti) and Aluminum (Al) have great differences in lattice structure, melting point, heat conductivity, coefficient of linear expansion, etc., and Ti and Al intermetallic compounds such as Ti₃Al, TiAl, TiAl₃ are easily formed at the contacting surface between Ti and Al. Thus, welding or joining of Ti and Al is considered to be extremely difficult. Nevertheless, in this study, dissimilar welding of Ti and Al using a single-mode fiber laser with extremely high welding speed was tried, and the microstructural characteristics of the interface zone in the Ti and Al weld were investigated. Especially, full penetration lap welding of Ti and Al was tried with single-mode fiber laser. The strengths of the dissimilar weld were evaluated by the tensile shear test. To recognize the formation of intermetallic phases in the weld fusion zone and the relationship between intermetallic phases and the tensile strength, the lap welded areas of Ti and Al sheets were observed by scanning electron microscope (SEM) and analyzed by using X-ray diffractometer (XRD). The research results suggest a great formation possibility of a strong Ti and Al dissimilar weld with intermetallic compounds reduced by using a single-mode fiber laser under the condition of an extremely high welding speed.

KEY WORDS: (Titanium), (Aluminum), (Dissimilar welding), (Single-mode fiber laser), (Intermetallic compound), (welding speed), (Weldability)

1. Introduction

The joining of dissimilar metals or alloys such Ti and Al, Cu and Al, Fe and Al is one of the effective measures to reduce weight of the structures or to save rare metal. A Ti and Al structure is already used in the wing of airplanes, in which the titanium alloy crust and aluminum alloy honeycomb are welded together¹⁻³⁾. As an implication there is need for a method to utilize the superior properties of dissimilar materials such as corrosive properties and strength of Ti and low weight and low cost of Al. Several approaches to weld Ti to Al have been made in the past. In the previous researches, to reduce generation of intermetallic compounds, the filler metal, and FSW welding and typical welding arrangement butt joint were used to control material percentage due to weld location. Also, butt joint was usually performed to weld the Ti and Al dissimilar metals¹⁻⁵⁾ but there were few reports of lap welding of these alloys. Therefore, a study of the lap welding process of Ti and Al compound structures is important.

However, the performances of Ti and Al have great differences in lattice structure, melting point, heat conductivity, coefficient of linear expansion, etc. During the welding process, Al is lost at the temperature below

the melting point of Ti. Composition of the weld metal is asymmetric. In addition, the laminated Ti and Al intermetallic compounds such as Ti₃Al, TiAl, TiAl₃, etc., are easily formed near the contacting surface between Ti and Al. As a result, it is difficult to weld the Ti and Al materials. Therefore thermal joining of aluminum and titanium is a metallurgical challenge due to unavoidable formation of brittle intermetallic compounds. It is necessary to effectively control the formation and growth of Ti and Al intermetallic compounds¹⁻³⁾. In this study, therefore, the effect of ultra-high speed welding was studied because the formation of intermetallic compounds should be reduced by such high speed welding. To perform ultra-high speed welding, a single-mode fiber laser of a very small focused beam diameter with an ultra-high power density was used.

The single-mode fiber lasers have been initially developed for communication, but at the present they are widely applied to various industrial production processes such as welding, cutting, marking, etc. A single-mode fiber laser has several merits in comparison with the others. A single-mode fiber laser is compact and has a long life. It has high quality and high efficiency, and it can be easily focused to an extremely smaller spot than

[†] Received on July 8, 2013

* Graduate Student of Osaka University

** Associate Professor

*** Professor

Transactions of JWRI is published by Joining and Welding Research Institute, Osaka University, Ibaraki, Osaka 567-0047, Japan

Microstructural Characteristics and Mechanical Properties of Single-Mode Fiber Laser Welded Joint in Ti and Al

others. And thereby an ultra-high power density can be achieved. As known, a single-mode fiber laser has the highest power density compared with other lasers. The laser with a higher power/energy density can produce a deeper penetration weld or achieve a higher welding speed than lasers with a lower power density at the same powers⁶⁾.

In this study, therefore, laser lap welding of Ti and Al dissimilar sheets was performed with a single-mode fiber laser at an extremely high welding speed. Microstructural characteristics and formation phases of the weld fusion zones in Ti and Al were investigated by scanning electron microscope (SEM), energy dispersive X-ray spectroscopy (EDX) and microfocused X-ray diffractometer (XRD). Lap welding phenomena between Al and Ti sheets were also proposed from the microstructure and chemical compositions of laser weld beads.

2. Materials and Experimental Procedures

The materials used in the experiments were pure titanium and commercially available aluminum A1050 sheets of 0.3 mm thickness, 30 mm width and 60 mm length. The Titanium has over 99.9% Ti and Al1050 has about 99.57% Al. The melting points of Ti and Al, which are about 1941 K (1668 °C) and 933 K (660 °C), respectively, are extremely different. The difference in combination of Ti and Al or Al and Ti lap sheets was investigated as an important viewpoint in dissimilar welding.

The single-mode fiber laser with the maximum power of 2 kW and the wavelength of 1070 nm was utilized, and a laser beam parameter product (BPP) was 1.05 mm·mrad. The laser beam was delivered by an optical fiber and focused on the specimen surface by lens of 150mm in focal length. The spot size of a laser beam was about 20 μm at the focal point. A laser beam was directly irradiated on 0.3 mm thick material sheets overlapped. Dissimilar welding conditions used in the experiments were the laser power of 1 kW, the welding speed of 5, 10, 20, 30, 40 and 50 m/min and the defocused distance of 0 mm. Ar shielding gas of 35 L/min was used to suppress oxidation of the upper molten surface during lap welding.

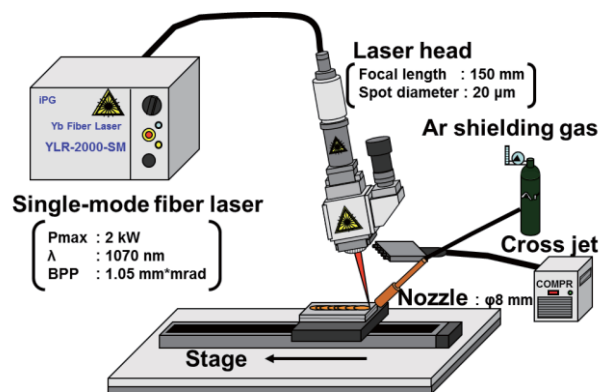


Fig. 1 Schematic experimental setup for welding of Ti and Al dissimilar metals with single-mode fiber laser.

Fig. 1 shows the experimental device installed for dissimilar welding of Ti and Al. 0.3mm thick Ti and Al workpieces were fixed to a jig on high speed stage. The strengths of the dissimilar welding were evaluated by the tensile shear test at the traveling speed of 0.1 mm/s. Microstructure of the cross sections of the weld parts was observed by SEM, EDS and micro XRD to investigate the weld fusion zones for the production of a strong weld.




Fig. 2 Photographs of top and bottom surface appearances and cross-sectional SEM photos of Ti and Al dissimilar welds made with single-mode fiber laser at different welding speeds.

3. Results and Discussion

3.1 Ti and Al dissimilar welds produced with single-mode fiber laser at various high speeds

It has been known until now that laser welding of Ti and Al dissimilar metals is too difficult due to their great differences in material properties and formation of intermetallic compounds.

In this study, lap welding of Ti and Al sheets was performed at extremely high welding speeds using a single-mode fiber laser to produce sound welds by the formation suppression of intermetallic compounds. **Fig. 2** shows top and bottom surface appearances of weld beads and SEM images of cross sections of Ti and Al dissimilar lap welds made with a single-mode fiber laser at 1kW power and various welding speeds from 10 to 50 m/min under the focal conditions. Under all the conditions employed, full penetration welds were obtained. Cracks were present in the weld bead of Ti side made at 10 m/min for the Al (upper)-Ti (lower) combination, but sound welds were formed in all the weld beads in Fig. 2. The bottom surfaces of Ti for the Al (upper)-Ti (lower) combination showed complex colors because they were subjected to oxidization or nitriding from air. In the polished cross sections, the geometries of weld beads were easily seen in the Ti sheets but not in Al ones. The beads widths were almost similar under the same conditions. The widths were getting narrower with

increasing the welding speed. In the case of 10 m/min welding speed, welded workpieces were deformed by the strong heat input effect. At the highest welding speed, it was difficult to find weld fusion zones of Ti and Al, because very narrow weld zones were formed, as shown in the cross-sectional SEM photos.

3.2 Tensile shear test results of Ti and Al dissimilar joints produced at various welding speeds

Dissimilar welding of Ti and Al was performed by directly irradiating a single-mode fiber laser beam on the Ti-Al, Al-Ti, Al-Al and Ti-Ti sheets at the welding speed of 5 m/min to 50 m/min. Full penetration lap welds were formed, as already shown in Fig. 2. The mechanical properties of the welds were evaluated by the tensile shear test.

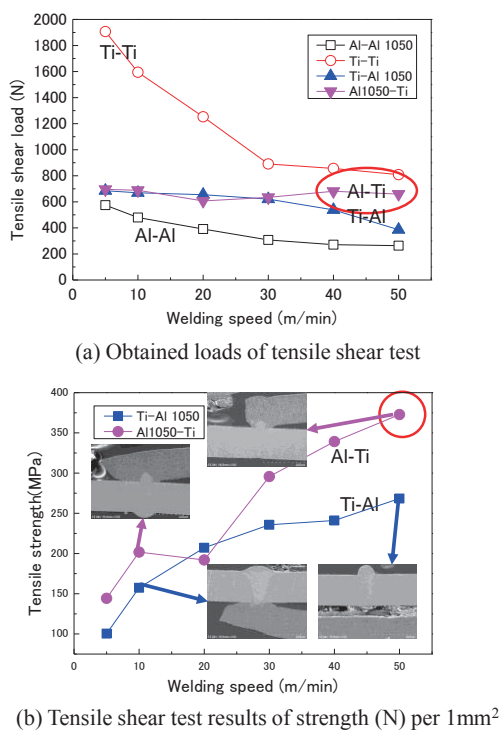


Fig. 3 Results of tensile shear test for Ti and Al similar and dissimilar welds: (a) tensile shear load, (b) tensile shear strength (N) per 1mm².

Fig. 3 indicates the results of the tensile shear test. The longitudinal axes of Fig. 3(a) and (b) show the obtained loads and the calculated tensile shear strength of the tensile shear test, respectively. The tensile shear strength of a material or component is expressed as $\tau = W/A$, where τ is the shear strength, W is the shear load and A is the welded sectional area. The welded sectional area was calculated from the weld bead length (20 mm) multiplied by measured joint width of a lap weld. The width was obtained as an average of three cross sections. The strength in Mpa (N/mm^2) is expressed as the tensile shear strength of a welded part in order to evaluate the effect of the bead widths of welds made at various high speeds and the possibility of Ti and Al dissimilar welding using a single-mode laser.

The tensile shear loads of Ti-Ti welds were the highest, while those of Al-Al welds were the smallest. The loads of the Al-Ti and Ti-Al dissimilar welds were slightly higher than those of Al-Al welds. The loads of welds were about 700 N (for 20 mm wide) except Ti(upper)-Al(lower) welds produced at 40 and 50 m/min welding speed. In the case of Ti-Ti and Al-Al similar welds, the fracture occurred in the weld beads, and accordingly the loads decreased with an increase in the welding speed due to the decreased welding area. In the most cases of Al-Ti and Ti-Al welds the fracture of the specimens occurred in the base Al, as shown in Fig. 3 (b), and thus the loads were almost equal. The decreased loads were attributed to the fracture in the narrow weld beads. The tensile shear strength increased with an increase in the welding speed accompanying with a decrease in the welding area, and therefore extremely high welding speed (50 m/min in this study) is good for dissimilar weldability for Al and Ti. Furthermore the single-mode laser beam which has high power density can achieve extremely high welding speeds. When Al was located on the upper side of Ti during laser welding, better weldability could be obtained than that of the opposite Ti-Al combination. The cross-sectional photos of fractured specimens of the tensile shear test show that the specimen made at 10 m/min welding speed was fractured in the Al base metal because the weld was strongly jointed with enough welds size without fracture from intermetallic compounds zone. Workpieces of Al (upper)-Ti (lower) dissimilar welds at 50m/min were fractured at base metal nearby weld zones even though the weld beads were very narrow, and the reason may be the reduction in brittle intermetallic compounds leading to a strong joint of Al and Ti. On the other hand, Ti (upper)-Al (lower) dissimilar welds at 50m/min fractured in the weld zone. The difference may be attributed to the formation location of the Ti-rich zone and intermetallic compounds to the lapped interface.

The tensile shear test in this study shows a different tendency from the previous research results^{1-5, 7)}, showing easy fracture in Ti and Al welds zones produced only at high speeds due to brittle intermetallic compounds near the interface of two sheets, but the fracture in Al base metal in the other welds. To understand the effects of welding speed and material upper-lower combination on weldability, the microstructural characteristics should be elucidated by SEM (Scanning electron microscope), EDX (energy dispersive X-ray microanalyzer), XRD (X-ray diffraction method) and TEM (Transmission electron microscope).

3.3 Microstructural characteristics of interface zone

To know the reason for the tendency difference of tensile shear test results, microstructural characteristics were analyzed. In order to understand the difference in welds characteristics according to the change in welding speed, laser weld zones between Ti and Al were investigated in detail. The cross-sectional SEM photos, the EDX line analytical results across the centerline of the

Microstructural Characteristics and Mechanical Properties of Single-Mode Fiber Laser Welded Joint in Ti and Al

weld beads, and spot analytical results of respective characteristic fusion zones are shown in Fig. 4. In Fig. 4(a) of Ti (upper)-Al (lower) dissimilar welds made at 1 kW and 10 m/min, a small amount of Al element was distributed all over in the weld metal of the upper Ti sheet while Ti is not distributed in the Al sheet side. In Fig. 4(b) of Ti (upper) - Al (lower) dissimilar weld produced at 50m/min, the change in the compositions is appreciably present near the interface of lapped sheets. In the other welds, the compositional change between Ti and Al occurred appreciably in the Al side slightly away from the interface of the sheets. Ti was distributed slightly into Al sheet, and the Ti enriched area reduced with increasing the welding speed. A small amount of Al was distributed into the Ti side weld metal under all conditions. Both Ti (upper) - Al (lower) and Al (upper) - Ti (lower) dissimilar welding at 10 m/min were subjected to overheating, and this overheating should cause the welding distortion or deformation as shown in Fig.4 (a) and (c).

Thus 'A' area of Fig. 4 (d) was observed using EDX mapping analysis. The results show that, Ti distributed into the Al area partially but it seemed to be not fully mixed with Al and just replaced. And it was confirmed that a small amount of Al was easily distributed into the Ti.

The parts marked in photos of Fig. 4(a) such as I, II, III, IV, V and VI were observed using line and spot EDX analysis to identify the specific particle constituent. I and II marks of the pure Ti and Al base metals and III to VI near the central parts of weld fusion zones were observed, and respective spot EDX analysis results are shown in Fig. 4. Both of Ti and Al existed in the weld fusion zones of all conditions. A small amount of Al was distributed into Ti sheets, and Al and Ti were mixed in the interface zone, but Ti was hardly distributed into Al sheet in (a). The result of EDX line analysis of (b) shows the admixed zone around IV which was area from an interface zone to a top bead about 0.15mm. The results of EDX analysis of (c) and (d) show almost the same pattern, Ti was locally distributed into Al sheets, but relatively very small amount of Al was distributed into Ti sheet because small amounts of Al are easily included in Ti as Ti solid solution. The zone including intermetallic compounds was changed by welding speed. If the welding speed increased, the weld zone was reduced.

From the results of EDX analysis, it was found that the area of compounded zone and welding deformation could be reduced by using extremely high speed. Therefore, extremely high welding speed with high power density laser (such as single-mode fiber laser) could suppress the compound zones, where intermetallic phases such as Ti_3Al , $TiAl$, $TiAl_3$, and so on were formed.

To recognize the formation of intermetallic phases in the laser weld zones exactly, the zones marked as III to VI in Fig.4 were subjected to XRD analyses and the results are shown in Fig. 5. Fig.s 5 (b) and (d) show pure base metal peak of Al and Ti clearly. At the high welding

speed, peaks of Al and Ti were present but it was rather difficult to find peaks of intermetallic compounds. On the other hand, Fig.s 5 (a) and (c) show messy peaks pattern with intermetallic compounds such as $TiAl$ and Al_3Ti . The XRD analytical result of Ti and Al dissimilar welds at 10 m/min (a) shows the most messy peak in Fig.5, and this condition had the lowest tensile strength in this research.

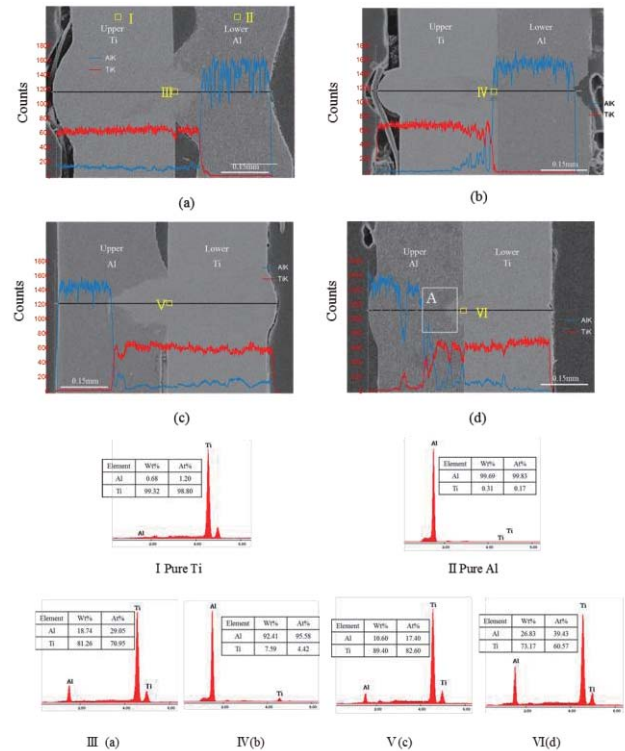
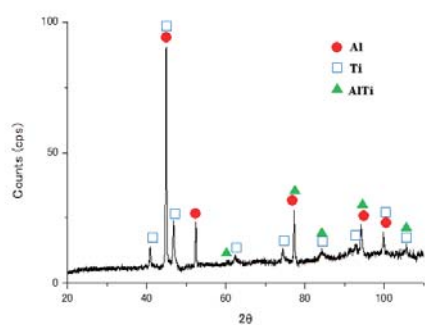


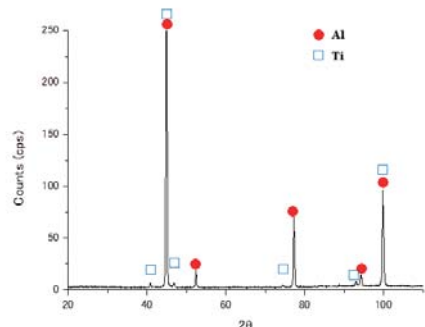
Fig. 4 Cross-sectional SEM photos and EDX line analysis results of dissimilar welds at 1kW laser power in various specimens locations at different welding speeds. : (a) Ti(upper)-Al(lower), 10m/min welding speed; (b) Ti(upper)-Al(lower), 50m/min welding speed; (c) Al(upper)-Ti(lower), 10m/min welding speed; (d)Al(upper)-Ti(lower), 50m/min welding speed, and EDX analysis of pure Ti I, pure Al- II part(a)-III, part(b)-IV, part(c)-V and part (d)-VI, respectively.

The single-mode fiber laser could achieve welding at high welding speed because the laser could be locally irradiated and produce a molten pool easily in very high speed welding. The heating and cooling rates at extremely high speed are too high for diffusion bonding, and so the atoms cannot fully diffuse during welding. It was confirmed that an extremely high welding speed could suppress the formation of intermetallic compounds using single-mode fiber laser of high power density. Consequently, this leads to the production of a strong weld.

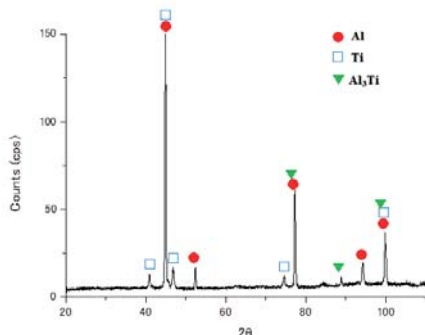
This result suggests much production possibility of strong Ti and Al dissimilar welds using single-mode fiber laser at extremely high welding speed.



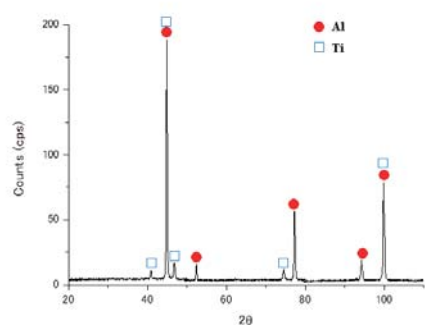
(a) III



(b) IV



(c) V



(d) VI

Fig. 5 Micro XRD analytical results of welded zones of Ti and Al dissimilar welds which are marked at Fig.4 : (a) III, (b) IV, (c) V and (d) VI, respectively.

4. Conclusions

Ti and Al dissimilar lap welding was carried out at various welding speeds and upper-lower specimen

combinations using single-mode fiber laser which had very high power density in order to find out the possibility of Ti and Al dissimilar lap welding and to elucidate the welding phenomena. The results of the tensile shear test show that Ti and Al dissimilar weld joints had higher tensile shear load than Al and Al similar ones, and the apparent tensile shear strength increased with increasing the welding speed under all conditions. According to SEM observation, EDS and XRD analyses, when the welding speed was 50 m/min high at 1 kW laser power, intermetallic compounds were sufficiently reduced. On the other hand, if the welding speed was 10 m/min low, intermetallic compounds were formed more easily than at high speed, but was enough to reduce brittle intermetallic compound formation using high energy density laser beam with a very small spot size.

It was confirmed that the extremely high welding speed and high energy density laser beam could reduce the formation area and amount of intermetallic compounds. Therefore, the research results of single-mode fiber laser at high welding speeds suggest much production possibility of strong dissimilar weld joints by reducing intermetallic compounds.

References

- 1) C. Leyens, Titanium and Titanium Alloys ; Fundamentals and Applications, WILEY-VCH GmbH & Co. KGaA, (2002).
- 2) S.Chen, L.Li, Y.Chen and J.Huang1, Joining mechanism of Ti/Al dissimilar alloys during laser welding-brazing process, Journal of Alloys and Compounds, vol.509, pp.891-898, (2011).
- 3) Y.C. Chen and K.Nakata, Microstructural characterization and mechanical properties in friction stir welding of aluminum and titanium dissimilar alloys, Materials and Design, vol.30, pp.469-474, (2009).
- 4) Katayama Seiji, Laser Welding, Journal of the Japan welding society, vol.78, no.2, pp.124-138, (2009)
- 5) Katayama Seiji, Laser Welding for Manufacturing Innovation, Journal of the Japan welding society, vol.78, no.8, pp.682-692, (2009)
- 6) Hideyasu SHAMOTO, Kazuhisa MIKAME, The feature of High Power Single Mode Fiber Laser Processing, Proceedings of the 72nd Laser Materials Processing Conference, pp.31-34, (2009)
- 7) S.D.Meshram, T.Mohandas, G.Madhusudhan Reddy, Friction welding of dissimilar pure metals, Journal of Materials Processing Technology, vol.184, pp.330-337, (2007)
- 8) Akira Matsunawa, Naoki Seto, Jong-Do Kim, Masami Mizutani Seiji Katayama, Observation of Keyhole and Molten Pool Behaviour in High Power Laser Welding, Trans. JWRI, vol.30, no.1, pp.13-27, (2001)
- 9) Akira Matsunawa, Jong-Do Kim, Naoki Seto, Masami Mizutani, Seiji Katayama, Dynamic of keyhole and molten pool in Laser welding, Journal of Laser Applications, vol.10, no.6, pp.247-254, (1998)