

Title	Friction Stir Welding of 6061 Metal-Matrix Composite
Author(s)	Nakata, Kazuhiro; Kim, Young Gon; Ushio, Masao et al.
Citation	Transactions of JWRI. 2000, 29(2), p. 97-99
Version Type	VoR
URL	https://doi.org/10.18910/5357
rights	
Note	

Osaka University Knowledge Archive : OUKA

<https://ir.library.osaka-u.ac.jp/>

Osaka University

Friction Stir Welding of 6061 Metal-Matrix Composite[†]

Kazuhiro NAKATA*, Young Gon KIM**, Masao USHIO***,
Takenori HASHIMOTO**** and Shigetoshi JOGAN****

KEY WORDS: (Friction stir welding) (Aluminum alloy) (6061) (Metal-matrix composite) (Al₂O₃ particle reinforcement) (Structure) (defect)

Fusion welding of aluminum metal-matrix composites (MMC) with ceramic particle reinforcement is difficult due to the irregular redistribution of reinforcement particles, and the reaction between reinforcement particles and matrix aluminum as well as weld defects such as porosity in the fusion zone¹⁾.

Among solid state joining processes, Friction Stir Welding, (FSW), is a unique process for producing continuous butt-welded joints similar to those made by fusion welding²⁾. FSW is mainly used for welding aluminum alloys, but other materials such as copper alloys, magnesium alloys, titanium alloys and even steels can be welded by FSW as well as MMC^{3,4)}.

In this paper, the applicability of FSW to welding aluminum metal-matrix composites with ceramic particle reinforcement has been examined. Material used was 6061 metal-matrix composite reinforced with 10 volume percent Al₂O₃ particles, made by Duralcan. The composition of 6061 is shown in **Table 1**. 6061-MMC ingot was forged to plate and heat-treated by the T6 condition (solution heat treatment : 808Kx1h, aging treatment : 448Kx8h). Specimens for FSW was 50 mm wide, 100 mm long and 4 mm thick plate. Square butt joint was selected. Groove surface was machined and degreased by acetone. As FSW conditions, tool rotation speed and welding speed were varied in the ranges from 500 to 3000 rpm and 250 to 2000 mm/min, respectively. An X-ray radiographic inspection was done to examine the defect formation in the welds as well as the visual

inspection.

Figure 1 (a) and (b) show the appearance of FS welds made at 500 rpm and 1000 rpm of tool rotation speeds, respectively at the same welding speed, 250 mm/min. Longitudinal cracking occurred in the weld (a), but increasing tool rotation speed produced a defect-free weld as shown in (b) with a smooth weld surface.

Figure 2 (a) and (b) show typical microstructures on the cross section of FS welds made at 3000 rpm and 1500 rpm of tool rotation speeds, respectively at a constant welding speed of 500 mm/min. A cavity as an inner defect is observed in the stir zone in (a), which is not detected by a visual inspection so that non-destructive inspection, such as X-ray radiography is required. In **Fig.2**, (b) shows a defect-free weld. Regular orientation of Al₂O₃ particle distribution is clearly seen in **Fig.2(c)** in the base metal made by the forging, but not observed in the stir zone in **Fig.2(d)** due to the stirring action of the tool, though the distribution of Al₂O₃ particles is still uniform even in the stir zone. This suggests an adequate FSW condition enables a sufficient metal flow even with Al₂O₃ reinforcement particles.

Further studies on evaluating microstructural features and the mechanical properties of these FSW joints will be continued.

This study was supported partly by the Grant-in-Aid for Scientific Research (B) from The Ministry of Education, Culture, Sports, Science and Technology in Japan.

[†] Received on December 18, 2000

* Associate Professor

** Graduate Student, Osaka University

*** Professor

**** Showa Aluminum Corporation

Friction Stir Welding of 6061 Metal-Matrix Composite

References

- 1) T.J.Lienert, C.T.Lane, J.E.Gould: Selection and Weldability of Aluminum Metal-Matrix Composites, ASM Handbook, Vol.6, 554-559.
- 2) W.M.Thomas, et al: Friction Stir Butt Welding, International Patent Appl. No.PCT/GB92/02203 and GB Patent Appl. No.9125978.8, Dec.1991, U.S. Patent No.5,460,317.
- 3) M.W.Mahoney, W.Harrigan and J.A.Wert: Friction Stir Welding SiC Discontinuously Reinforced Aluminum, 7th Int'l Conf. on Joints in Aluminum, TWI, Cambridge, UK, April 1998, 231-236.
- 4) T.W.Nelson, H.Zhang and T.Haynes: Friction Stir Welding of Aluminum MMC 6061-Boron Carbide, Proc. 2nd FSW symp., TWI, June 2000, Gothenburg, Sweden (CD-ROM).

Table 1 Chemical composition of 6061 MMC/Al₂O₃/10%.

	Chemical compositions								
Element	Si	Fe	Cu	Mn	Mg	Cr	Zn	Ti	Ni
Mass %	0.59	0.10	0.27	0.005	1.02	0.09	0.003	0.006	0.002





Fig. 1 Appearance of FS welds at the tool rotation speeds of 500 rpm (a) and 1000 rpm (b) with a constant welding speed of 250 mm/min.

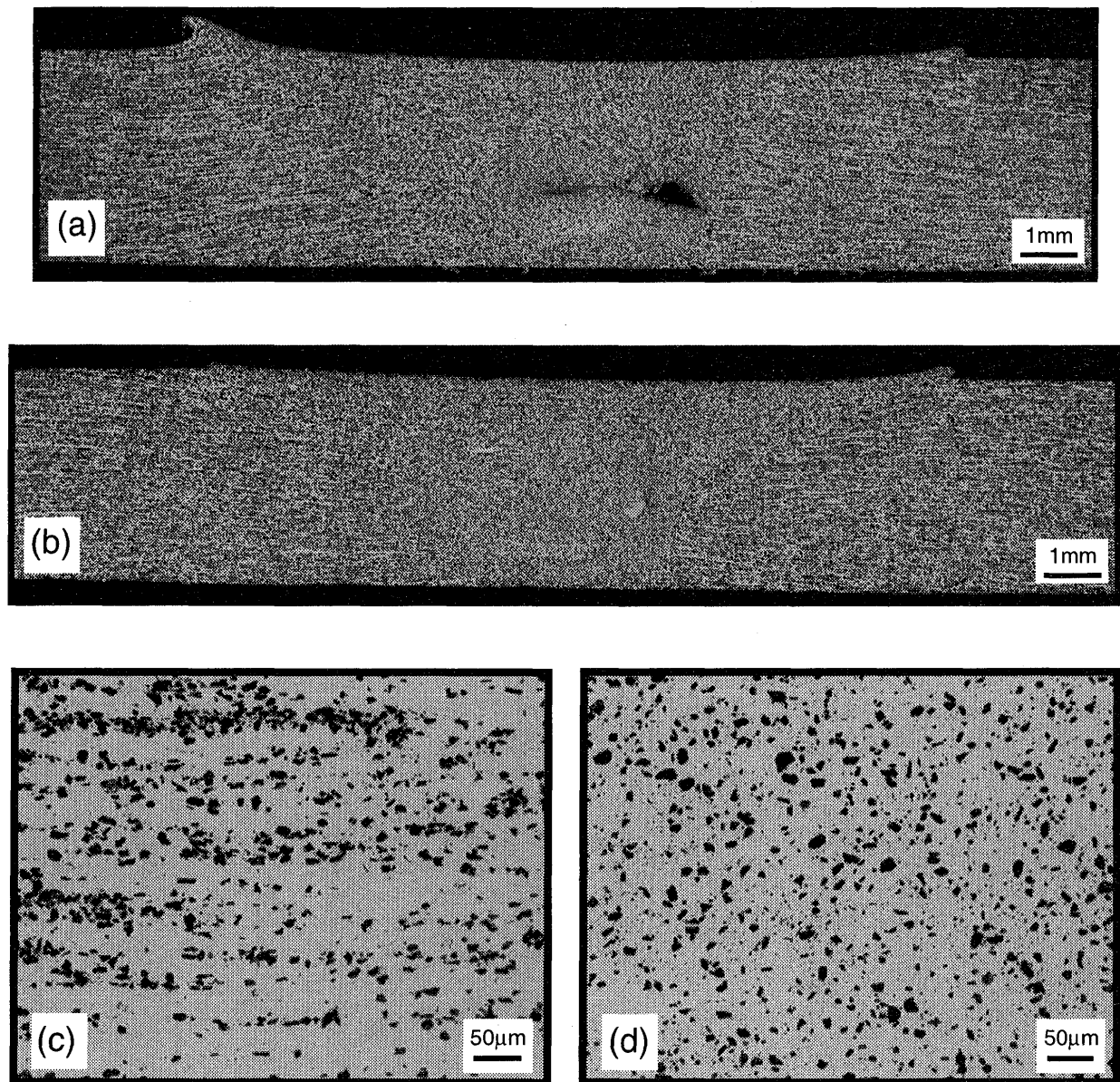


Fig. 2 Microstructures of FS welds on the cross sections;
(a)3000 rpm and 500 mm/min, (b) 1500 rpm and 500 mm/min,
(c) base metal in (b) at higher magnification and (d) the stir
zone of (b) at higher magnification.