

Title	anti-Selective synthesis of $\beta$ -boryl- $\alpha$ -amino acid derivatives by Cu-catalysed borylmination of $\alpha, \beta$ -unsaturated esters
Author(s)	Nishino, Soshi; Nishii, Yuji; Hirano, Koji
Citation	Chemical Science. 2022, 13(48), p. 14387-14394
Version Type	VoR
URL	<a href="https://hdl.handle.net/11094/92608">https://hdl.handle.net/11094/92608</a>
rights	This article is licensed under a Creative Commons Attribution-NonCommercial 3.0 Unported Licence.
Note	

***Osaka University Knowledge Archive : OUKA***

<https://ir.library.osaka-u.ac.jp/>

Osaka University

Cite this: *Chem. Sci.*, 2022, 13, 14387

All publication charges for this article have been paid for by the Royal Society of Chemistry

Received 31st October 2022  
Accepted 23rd November 2022

DOI: 10.1039/d2sc06003e

rsc.li/chemical-science

# *anti*-Selective synthesis of $\beta$ -boryl- $\alpha$ -amino acid derivatives by Cu-catalysed borylmination of $\alpha,\beta$ -unsaturated esters†

Soshi Nishino,<sup>a</sup> Yuji Nishii<sup>ID</sup><sup>a</sup> and Koji Hirano<sup>ID</sup><sup>\*ab</sup>

A copper-catalysed regio- and diastereoselective borylmination of  $\alpha,\beta$ -unsaturated esters with  $B_2pin_2$  and hydroxylamines has been developed to deliver acyclic  $\beta$ -boryl- $\alpha$ -amino acid derivatives with high *anti*-diastereoselectivity (up to >99:1), which is difficult to obtain by the established methods. A chiral phosphoramidite ligand also successfully induces the enantioselectivity, giving the optically active  $\beta$ -borylated  $\alpha$ -amino acids. The products can be stereospecifically transformed into  $\beta$ -functionalised  $\alpha$ -amino acids, which are of potent interest in medicinal chemistry.

## Introduction

Unnatural  $\alpha$ -amino acids are key structures for the synthesis of modified peptide drugs to improve their activities and stabilities.<sup>1</sup> In this context, the  $\beta$ -boryl- $\alpha$ -amino acids have received considerable attention since these compounds can be of high potential in the peptidomimetic strategy<sup>2</sup> and easily transformed to natural/unnatural  $\beta$ -functionalised  $\alpha$ -amino acids such as  $\beta$ -hydroxy- $\alpha$ -amino acids, which are frequently found in drugs and bioactive molecules.<sup>3</sup> Thus, the development of efficient and stereoselective synthetic methods for their preparation is of importance not only in synthetic chemistry but also in biological and pharmaceutical research fields. The synthesis of the most simple  $\beta$ -borylalanine (*Ala*<sup>B</sup>; Scheme 1a, left) has been well developed by Curtius rearrangement,<sup>4a</sup> substitution reaction with boron electrophile,<sup>4b</sup> boron conjugate addition,<sup>4c</sup> C–H borylation,<sup>4d</sup> and decarboxylative borylation.<sup>4e</sup> On the other hand, the more sterically hindered  $\beta$ -disubstituted derivatives<sup>5</sup> are still challenging synthetic targets despite the fact that such sterically congested  $\alpha$ -amino acid derivatives are promising building blocks in the preparation of modified peptides (Scheme 1a, middle,  $\beta$ -disubstituted-type).<sup>1</sup> In particular, there are a few examples of the diastereoselective synthesis of acyclic derivatives. Cho developed the copper-catalysed stereoselective addition of 1,1-diborylalkanes to  $\alpha$ -imino esters to form the corresponding *anti*- $\beta$ -boryl- $\alpha$ -amino acids (Scheme 1b).<sup>5h</sup> While a variety of  $\alpha$ -imino esters could be employed, only the Me-

substituted 1,1-diborylalkane was used in almost cases, which largely limited the substituent pattern at the  $\beta$ -position. On the other hand, Li reported the borylcopper-mediated borylprotonation of the  $\alpha$ -dehydroalanine with  $B_2pin_2$  and proton sources (alcohols) for preparation of the disubstituted-type  $\beta$ -boryl- $\alpha$ -amino acids (Scheme 1c).<sup>5b</sup> This method showed the remarkably high *syn*-diastereoselectivity. Such a stereochemical control is proposed to be induced by a strong interaction between the boron and oxygen in the  $\beta$ -borylated *O*-bound copper enolate intermediate, which regulates the molecular conformation.<sup>6</sup> Accordingly, the subsequent protonation with alcohols proceeds on the less sterically hindered H side, giving the *syn*-product selectively. The obtained *syn*-isomer can be delivered to the  $\beta$ -hydroxy- $\alpha$ -amino acid with natural threonine-type relative stereochemistry. However, just one example was demonstrated, and the generality of this process thus still remains unclear. Furthermore, the synthesis of the most sterically demanding trisubstituted  $\beta$ -boryl- $\alpha$ -amino acids (Scheme 1a, right,  $\beta$ -trisubstituted-type) has not been reported yet, except for a somewhat specialised cyclic derivative.<sup>7</sup>

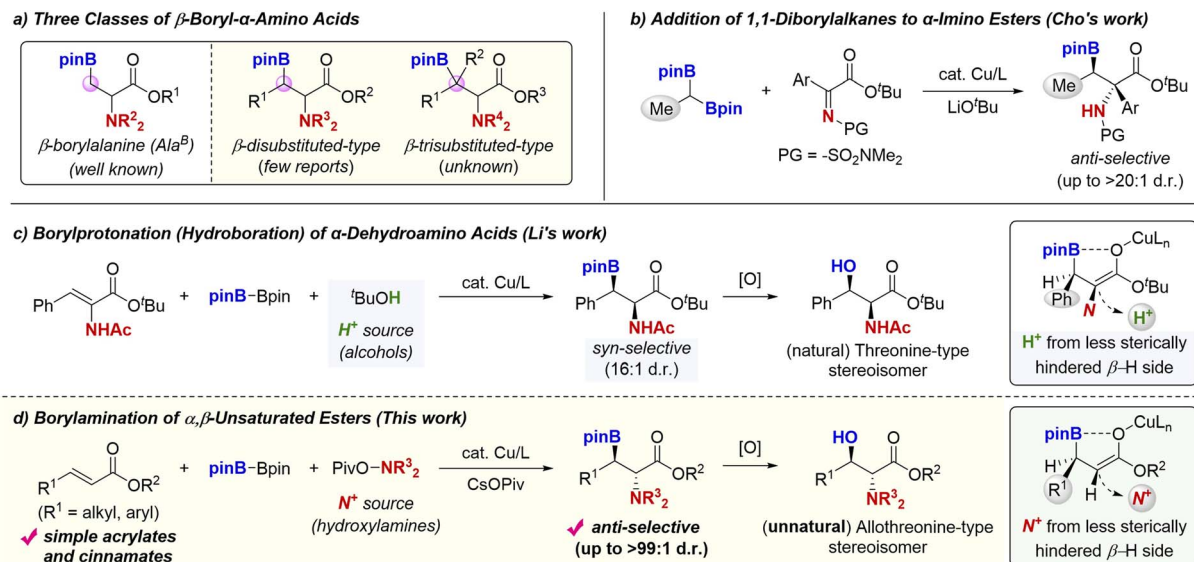
Herein, we report a general and catalytic way to the acyclic *anti*- $\beta$ -boryl- $\alpha$ -amino acids; a copper-catalysed borylmination<sup>8,9</sup> of the  $\alpha,\beta$ -unsaturated carboxylic acid derivatives with  $B_2pin_2$  and hydroxylamines (Scheme 1d).<sup>10</sup> Analogous to Li's proposal (Scheme 1c), the conformationally regulated  $\beta$ -borylated *O*-bound copper enolate intermediate undergoes the face-selective C–N bond formation with the hydroxylamine<sup>11</sup> on the more sterically accessible H side, en route to the *anti*- $\beta$ -boryl- $\alpha$ -amino acid (up to >99:1 d.r). The *anti*-isomer can be transformed to the unnatural allothreonine-type  $\beta$ -hydroxy- $\alpha$ -amino acids of higher value. Additional synthetic advantages of this method include (1) the ready availability of starting materials,  $\alpha,\beta$ -unsaturated esters, (2) accommodation of versatile aromatic and aliphatic substituents at the  $\beta$ -position, and (3) the successful use of  $\beta,\beta$ -disubstituted acrylates, thus leading to the

<sup>a</sup>Department of Applied Chemistry, Graduate School of Engineering, Osaka University, Suita, Osaka, 565-0871, Japan. E-mail: k\_hirano@chem.eng.osaka-u.ac.jp

<sup>b</sup>Innovative Catalysis Science Division, Institute for Open and Transdisciplinary Research Initiatives (ICS-OTRI), Osaka University, Suita, Osaka, 565-0871, Japan

† Electronic supplementary information (ESI) available. CCDC [2206174]. For ESI and crystallographic data in CIF or other electronic format see DOI: <https://doi.org/10.1039/d2sc06003e>



Scheme 1  $\beta$ -Boryl- $\alpha$ -amino acids: classification and their synthetic strategies.

most bulky trisubstituted  $\beta$ -boryl- $\alpha$ -amino acids. Moreover, an appropriate chiral phosphine ligand makes the reaction enantioselective, affording optically active  $\beta$ -borylated  $\alpha$ -amino acid derivatives. The follow-up stereospecific transformations of the Bpin moiety delivered the enantioenriched unnatural  $\alpha$ -amino acids with versatile functionalities at the  $\beta$ -position. Although the related copper-catalysed boron conjugate addition of  $\alpha,\beta$ -unsaturated carbonyls was well studied,<sup>12</sup> the tandem  $\alpha$ -functionalisation of the copper enolate intermediate still remains underdeveloped, except for the classical aldol-type processes.<sup>13</sup>

## Results and discussion

Our optimisation studies commenced with  $\beta$ -monosubstituted unsaturated ester **1a**, B<sub>2</sub>pin<sub>2</sub> (2.5 equiv.), and *O*-pivaloyl-*N,N*-dibenzylhydroxylamine (**2a-Piv**; 1.5 equiv.) as model substrates (Table 1). The initial screening of ligands in 1,4-dioxane at room temperature in the presence of a Cu(OAc)<sub>2</sub>·H<sub>2</sub>O catalyst (12 mol%) and a CsOPiv base (3.0 equiv.) revealed that the monodentate phosphine ligands were more effective than bidentate ones: PPh<sub>3</sub> showed better performance than dppbz,

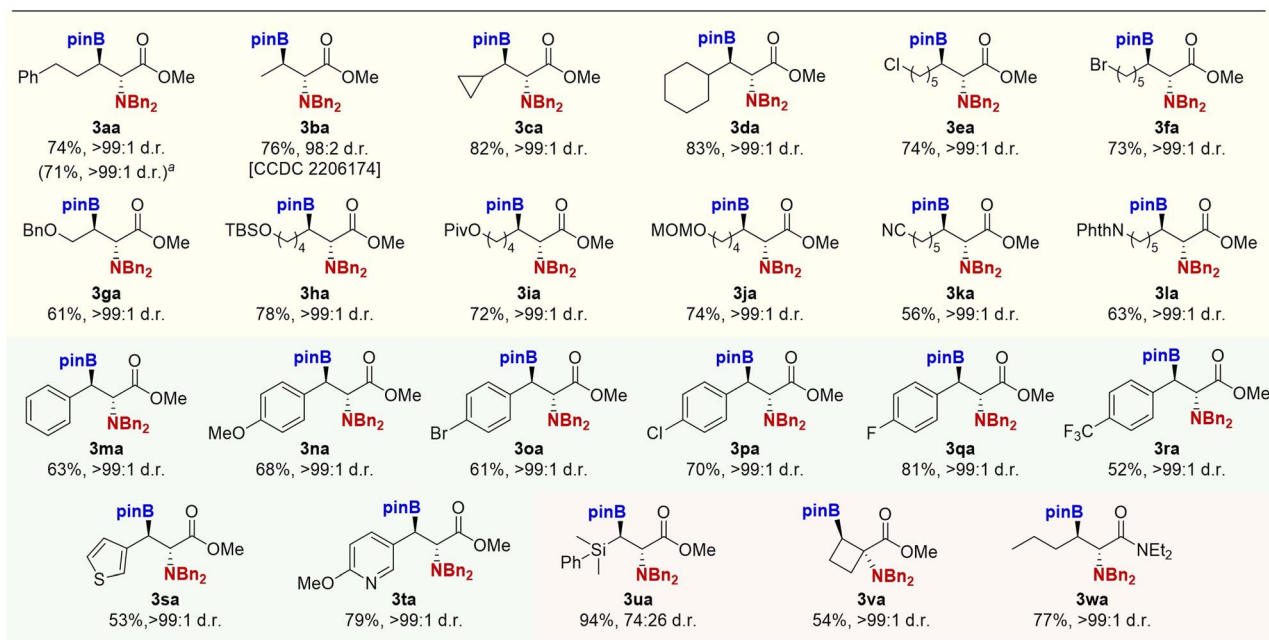
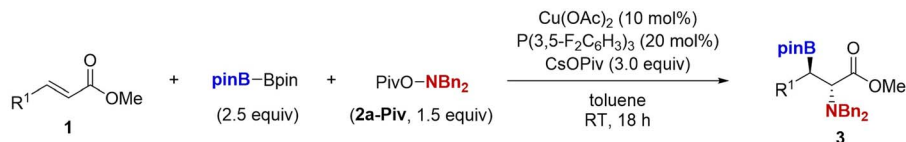
Table 1 Optimisation studies for copper-catalysed borylamination of  $\alpha,\beta$ -unsaturated ester **1a** with B<sub>2</sub>pin<sub>2</sub> and hydroxylamine **2a-Piv**<sup>a</sup>

Entry	Cu cat. (mol%)	Ligand (mol%)	Base	Solvent	Yield of <b>3aa</b> (%), d.r. <sup>b</sup>	Yield of <b>4a</b> (%) <sup>b</sup>
1	Cu(OAc) <sub>2</sub> ·H <sub>2</sub> O (12)	dppbz (12)	CsOPiv	1,4-dioxane	16, 94 : 6	49
2	Cu(OAc) <sub>2</sub> ·H <sub>2</sub> O (12)	dppe (12)	CsOPiv	1,4-dioxane	31, 96 : 4	54
3	Cu(OAc) <sub>2</sub> ·H <sub>2</sub> O (12)	Xantphos (12)	CsOPiv	1,4-dioxane	0, —	18
4	Cu(OAc) <sub>2</sub> ·H <sub>2</sub> O (12)	PPh <sub>3</sub> (24)	CsOPiv	1,4-dioxane	65, 97 : 3	29
5	Cu(OAc) <sub>2</sub> ·H <sub>2</sub> O (12)	P(4-MeOC <sub>6</sub> H <sub>4</sub> ) <sub>3</sub> (24)	CsOPiv	1,4-dioxane	51, 97 : 3	38
6	Cu(OAc) <sub>2</sub> ·H <sub>2</sub> O (12)	P(3,4,5-F <sub>3</sub> C <sub>6</sub> H <sub>2</sub> ) <sub>3</sub> (24)	CsOPiv	1,4-dioxane	68, 98 : 2	25
7	Cu(OAc) <sub>2</sub> ·H <sub>2</sub> O (12)	P(3,4,5-F <sub>3</sub> C <sub>6</sub> H <sub>2</sub> ) <sub>3</sub> (24)	Cs <sub>2</sub> CO <sub>3</sub>	1,4-dioxane	40, 97 : 3	59
8	Cu(OAc) <sub>2</sub> ·H <sub>2</sub> O (12)	P(3,4,5-F <sub>3</sub> C <sub>6</sub> H <sub>2</sub> ) <sub>3</sub> (24)	NaO <sup>t</sup> Bu	1,4-dioxane	22, 97 : 3	78
9	Cu(OAc) <sub>2</sub> ·H <sub>2</sub> O (12)	P(3,4,5-F <sub>3</sub> C <sub>6</sub> H <sub>2</sub> ) <sub>3</sub> (24)	None	1,4-dioxane	0, —	23
10	Cu(OAc) <sub>2</sub> ·H <sub>2</sub> O (12)	P(3,5-F <sub>2</sub> C <sub>6</sub> H <sub>3</sub> ) <sub>3</sub> (24)	CsOPiv	1,4-dioxane	76, 96 : 4	21
11	Cu(OAc) <sub>2</sub> (12)	P(3,5-F <sub>2</sub> C <sub>6</sub> H <sub>3</sub> ) <sub>3</sub> (24)	CsOPiv	1,4-dioxane	80, 97 : 3	18
12	CuCl (12)	P(3,5-F <sub>2</sub> C <sub>6</sub> H <sub>3</sub> ) <sub>3</sub> (24)	CsOPiv	1,4-dioxane	78, 97 : 3	21
13	Cu(OAc) <sub>2</sub> (10)	P(3,5-F <sub>2</sub> C <sub>6</sub> H <sub>3</sub> ) <sub>3</sub> (20)	CsOPiv	Toluene	80 (74), >99 : 1	20

<sup>a</sup> Conditions: **1a** (0.25 mmol), B<sub>2</sub>pin<sub>2</sub> (0.63 mmol), **2a-Piv** (0.38 mmol), Cu(OAc)<sub>2</sub>·H<sub>2</sub>O, ligand, base (0.75 mmol), solvent (1.0 mL), RT, 18 h, N<sub>2</sub>.

<sup>b</sup> Estimated by <sup>1</sup>H NMR based on 0.25 mmol with 1-methylnaphthalene as the internal standard. The diastereomeric ratio (d.r.) is determined in the crude mixture. Isolated yield is in parentheses.

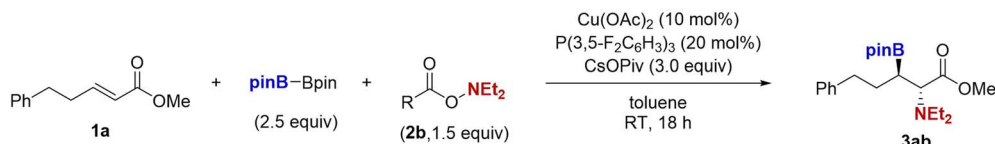




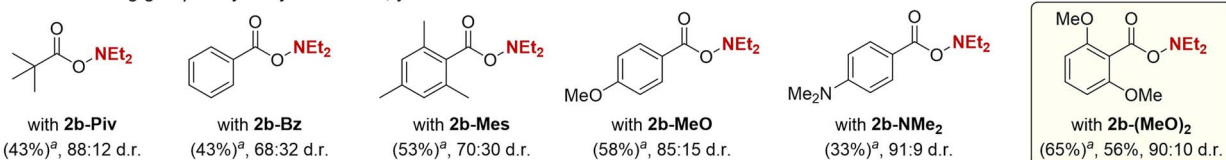
**Scheme 2** Copper-catalysed borylation of various  $\alpha,\beta$ -unsaturated esters **1** with  $\text{B}_2\text{pin}_2$  and  $N,N$ -dibenzylhydroxylamine **2a-Piv**. Conditions: **1** (0.25 mmol),  $\text{B}_2\text{pin}_2$  (0.63 mmol), **2a-Piv** (0.38 mmol),  $\text{Cu(OAc)}_2$  (0.025 mmol),  $\text{P(3,5-F}_2\text{C}_6\text{H}_3)_3$  (0.050 mmol),  $\text{CsOPiv}$  (0.75 mmol), toluene (1.0 mL), RT, 18 h,  $\text{N}_2$ . Isolated yields are given. <sup>a</sup>On a 1.0 mmol scale.

dppe, and Xantphos (entries 1–4). On the other hand, the diastereomeric ratio (d.r.) was uniformly high (94 : 6 to 97 : 3 *anti/syn*), thus suggesting that the nature of ligands on the copper

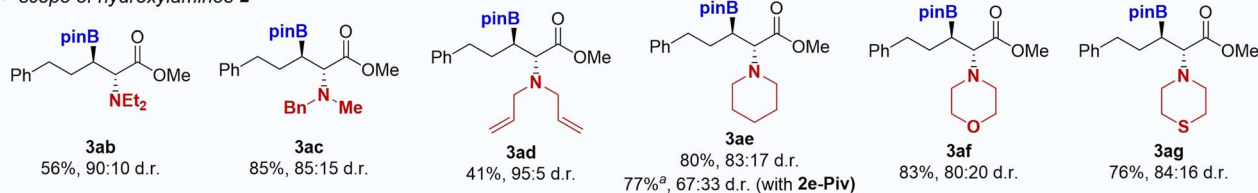
gives negligible impact on the face selection in the amination step (Scheme 1d). More electron-withdrawing  $\text{P(3,4,5-F}_3\text{C}_6\text{H}_2)_3$  slightly improved the yield (entry 6). The  $\text{CsOPiv}$  base was



- effect of leaving group of hydroxylamines **2b**; yield of **3ab** is shown.

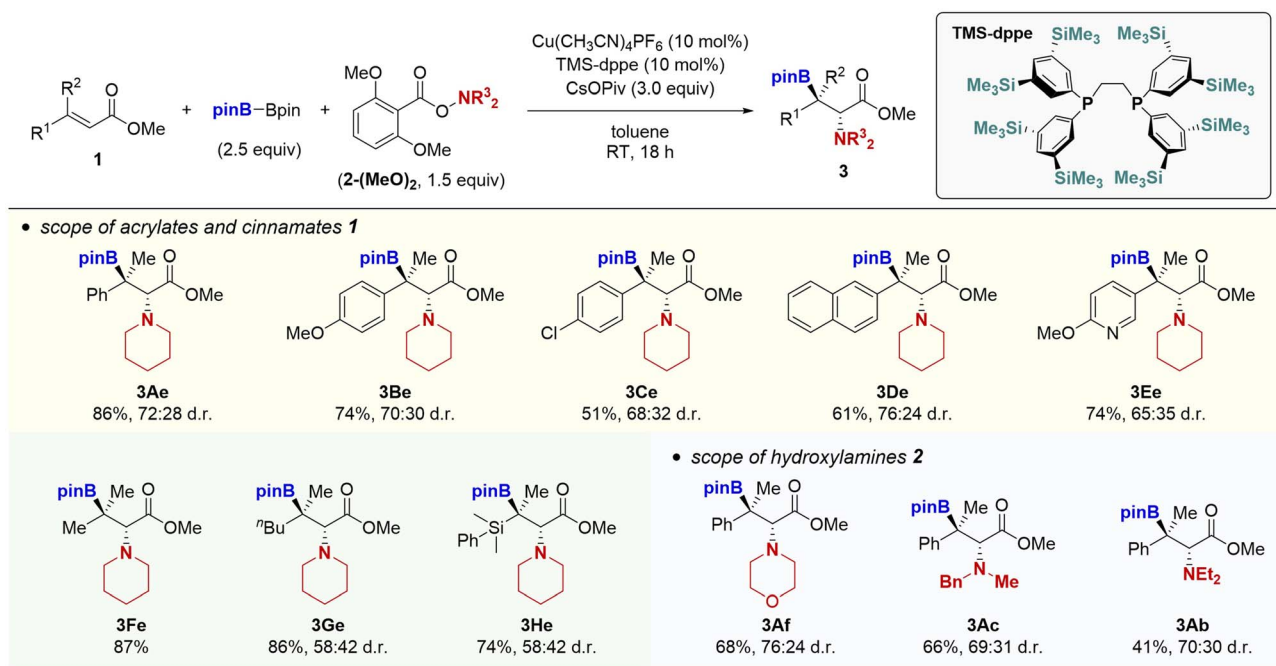


- scope of hydroxylamines **2**



**Scheme 3** Copper-catalysed borylation of  $\alpha,\beta$ -unsaturated esters **1a** with  $\text{B}_2\text{pin}_2$  and various hydroxylamines **2**. Conditions: **1a** (0.25 mmol),  $\text{B}_2\text{pin}_2$  (0.63 mmol), **2** (0.38 mmol),  $\text{Cu(OAc)}_2$  (0.025 mmol),  $\text{P(3,5-F}_2\text{C}_6\text{H}_3)_3$  (0.050 mmol),  $\text{CsOPiv}$  (0.75 mmol), toluene (1.0 mL), RT, 18 h,  $\text{N}_2$ . Isolated yields are given. <sup>a</sup>NMR yield.





**Scheme 4** Copper-catalysed borylation of  $\beta,\beta$ -disubstituted cinnamates and acrylates. Conditions: **1** (0.25 mmol),  $B_2pin_2$  (0.63 mmol),  $2-(MeO)_2$  (0.38 mmol),  $Cu(CH_3CN)_4PF_6$  (0.025 mmol), TMS-dppe (0.025 mmol), CsOPiv (0.75 mmol), toluene (1.0 mL), RT, 18 h,  $N_2$ . Isolated yields are given.

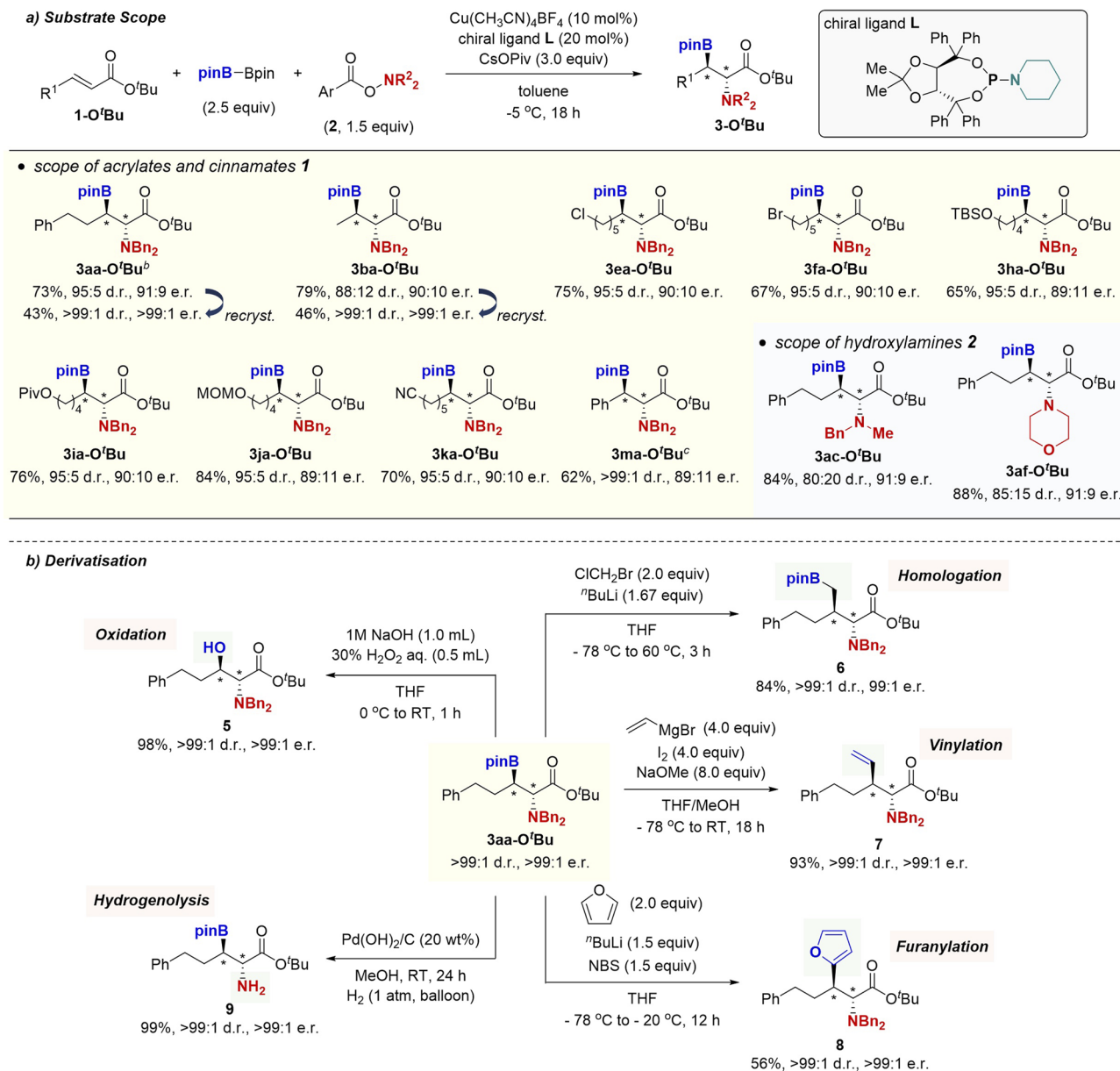
critical to suppress the competitive protonation of the copper enolate intermediate:  $Cs_2CO_3$  and  $NaO^tBu$  afforded the hydroborylated **4a** as the major product (entries 7 and 8). The absence of base also resulted in no product formation, and only the undesired **4a** was formed in 23% yield along with 68% recovery of **1a** (entry 9). Additional investigation of ligands identified  $P(3,5-F_2C_6H_3)_3$  to be best (entry 10). Among copper catalyst precursors we tested,  $Cu(OAc)_2$  anhydrous further increased the yield (entries 11 and 12). Finally, with a reduced catalyst loading (10 mol%) and toluene solvent instead of 1,4-dioxane, the desired product was isolated in 74% yield as the single *anti*-isomer (entry 13; see the ESI for more detailed optimisation studies<sup>†</sup>).<sup>14,15</sup>

With conditions of entry 13 in Table 1, we examined the generality of the copper-catalysed borylation reaction (Scheme 2). Both simple crotonate and  $\gamma$ -branched acrylates underwent the reaction smoothly to form the desired products **3ba–da** in good yields with high *anti*-diastereoselectivity. The reaction was tolerant of versatile functional groups including alkyl halide, ether, ester, acetal, nitrile, and phthalimide moieties to afford the corresponding  $\beta$ -boryl- $\alpha$ -amino acids **3ea–la** in moderate to good yields as the single *anti*-diastereomers. Additionally, the electronically diverse cinnamates could also be employed; the electron-donating methoxy and electron-withdrawing bromo, chloro, fluoro, and trifluoromethyl groups all were tolerated to afford the corresponding  $\beta$ -boryl- $\alpha$ -amino acid derivatives **3ma–ra** in good yields with the exclusive *anti*-selectivity. The heteroaromatic thiophene and pyridine substrates were also adopted to deliver the targeted  $\alpha$ -amino acids **3sa–ta**. Notably, the  $\alpha$ -amino acid containing the *gem*-

boryl-silyl structure was also prepared from the  $\beta$ -silyl acrylate (**3ua**). The cyclobutenecarboxylate ester was successfully converted to the  $\alpha,\alpha$ -disubstituted  $\beta$ -boryl- $\alpha$ -amino acid **3va**. Furthermore, the copper catalyst was applicable to the  $\alpha,\beta$ -unsaturated amide to give the  $\beta$ -boryl- $\alpha$ -amino amide **3wa**. The relative stereochemistry of **3ba** was confirmed by X-ray analysis (CCDC 2206174),<sup>†</sup> and others were assigned by analogy.

We next investigated the scope of the hydroxylamines (Scheme 3). While the pivalate leaving group was optimal in the case of the *N,N*-dibenzylamine, other acyclic and cyclic amines required the more sterically hindered and strongly electron-donating *o,o*-dimethoxybenzoyloxy leaving group for the acceptable reaction efficiency and diastereoselectivity. For example, the borylation of **1a** with *O*-pivaloyl-*N,N*-diethylhydroxylamine (**2b-Piv**) resulted in 43% yield of **3ba** with 88 : 12 d.r. Less sterically hindered benzoyl-type **2b-Bz** largely dropped the diastereomeric ratio. Introduction of electron-donating groups improved the stereoselectivity (**2b-Mes**, **2b-MeO**, and **2b-NMe<sub>2</sub>**), with **2b-(MeO)<sub>2</sub>** proving to be best (65% <sup>1</sup>H NMR yield, 90 : 10 d.r). The observed trend was consistent with our proposal in Scheme 1d, where the *anti*-selectivity is generally induced by the steric repulsion between the substituent at the  $\beta$ -position and amino electrophile. Moreover, the electron-donating substituent can suppress the direct reaction of the borylcopper with the hydroxylamine to avoid its unproductive decomposition. The modified leaving group was also effective for *N*-benzyl-*N*-methylamine, *N,N*-diallylamine, piperidine, morpholine, and thiomorpholine to deliver the targeted  $\beta$ -boryl- $\alpha$ -amino acids **3ac–ag** in 41–85% yields with synthetically useful diastereomeric ratios (80 : 20–95 : 5 *anti/syn*). The positive





**Scheme 5** (a) Copper-catalysed enantioselective borylmination of  $\alpha,\beta$ -unsaturated esters<sup>a</sup> and (b) derivatisations of **3aa-O<sup>t</sup>Bu**. <sup>a</sup>Conditions: **1-O<sup>t</sup>Bu** (0.25 mmol), **B<sub>2</sub>pin<sub>2</sub>** (0.63 mmol), **2** (0.38 mmol),  $\text{Cu}(\text{CH}_3\text{CN})_4\text{BF}_4$  (0.025 mmol), **L** (0.050 mmol), **CsOPiv** (0.75 mmol), toluene (1.0 mL),  $-5^\circ\text{C}$ , 18 h,  $\text{N}_2$ . Ar = 4-MeOC<sub>6</sub>H<sub>4</sub>- (**2a-OMe**) or 2,6-(MeO)<sub>2</sub>C<sub>6</sub>H<sub>3</sub>- (**2c-(OMe)<sub>2</sub>** and **2f-(OMe)<sub>2</sub>**). Isolated yields are given. <sup>b</sup>On a 1.0 mmol scale. <sup>c</sup>On a 0.50 mmol scale.

effects of *o,o*-dimethoxybenzoyl group were more remarkable in the reaction with relatively small cyclic amines such as piperidine (**3ae**). A similar beneficial effect of the *o,o*-dimethoxy substitution was reported in the nickel-catalysed carboamination reaction of alkenes developed by Engle.<sup>16</sup>

The aforementioned success prompted us to attempt the borylmination of  $\beta,\beta$ -disubstituted  $\alpha,\beta$ -unsaturated esters (Scheme 4). This is highly challenging because the rate of 1,4-addition of borylcopper species to the sterically congested  $\beta,\beta$ -disubstituted unsaturated esters is much slower than that of  $\beta$ -monosubstituted ones to predominantly decompose the hydroxylamine by the direct reaction.<sup>17</sup> Actually, in the reaction

of the  $\beta$ -methylcinnamate **1A** and piperidine derivative **2e-(MeO)<sub>2</sub>**, the  $\text{Cu}(\text{OAc})_2/\text{P}(3,5\text{-F}_2\text{C}_6\text{H}_3)_3$  catalyst system did not provide the target product **3Ae** at all, even with the assistance of the modified *o,o*-dimethoxybenzoyloxy leaving group. Thus, we again performed optimisation studies. After extensive re-screening of various catalysts and ligands, the combination of a cationic copper salt,  $\text{Cu}(\text{CH}_3\text{CN})_4\text{PF}_6$  and TMS-modified dpe ligand<sup>18</sup> was found to dramatically promote the reaction to give the trisubstituted  $\beta$ -boryl- $\alpha$ -amino acids **3Ae** in 86% yield (see the ESI† for details). Although the diastereomeric ratio was moderate (72 : 28 *anti/syn*),<sup>19</sup> to the best of our knowledge, this is the first successful example of preparation of acyclic  $\beta$ -boryl- $\alpha$ -



amino acid derivatives with the *tetra*-substituted carbon centre at the  $\beta$ -position. The newly developed copper catalysis was applicable to other  $\beta$ -methylcinnamates (**3Be–Ee**) and acrylates (**3Fe–He**). As the hydroxylamine coupling partner, morpholine (**3Af**), *N*-benzyl-*N*-methylamine (**3Ac**), and *N,N*-diethylamine (**3Ab**) also worked well to furnish the corresponding trisubstituted  $\beta$ -boryl- $\alpha$ -amino acids in moderate to good yields.

We next turned attention to the diastereo- and enantioselective borylamination. Our initial attempts of common chiral bidentate ligands, such as Quinox P\*, Ph-BPE, SEGPHOS, BINAP, and Josiphos led to no product formation or low enantioselectivity. On the other hand, several chiral monodentate phosphoramidite ligands were found to be good candidates. In particular, TADDOL-based piperidine phosphoramidite **L**<sup>20</sup> successfully induced the high enantioselectivity as well as diastereoselectivity in the reaction of *t*-Bu ester **1a-O<sup>t</sup>Bu** and *O*-(4-MeO)benzoyl-*N,N*-dibenzylhydroxylamine (**2a-OMe**) to furnish **3aa-O<sup>t</sup>Bu** in 74% yield with 95 : 5 d.r. and 91 : 9 e.r. (Scheme 5a). The (2*R*,3*R*) absolute configuration was determined by comparison of retention time in chiral HPLC analysis with the known compound after the oxidative derivatisation (see the ESI† for details). The asymmetric catalysis was compatible with the alkyl chloride, alkyl bromide, silyl ether, pivaloyl ester, acetal, and nitrile functionalities, and the functionalised  $\beta$ -boryl- $\alpha$ -amino acids **3ea-O<sup>t</sup>Bu**, **3fa-O<sup>t</sup>Bu**, **3ha-O<sup>t</sup>Bu**, **3ia-O<sup>t</sup>Bu**, **3ja-O<sup>t</sup>Bu**, and **3ka-O<sup>t</sup>Bu** were prepared in good yields with 89 : 11 to 90 : 10 e.r. Cinnamate **1m-O<sup>t</sup>Bu** was also applicable to the enantioselective borylamination with synthetically acceptable enantioselectivity. In addition to **2a-OMe**, *N*-benzyl-*N*-methylamine **2c(OMe)**<sub>2</sub> and morpholine **2f(OMe)**<sub>2</sub> were viable to produce **3ac-O<sup>t</sup>Bu** and **3af-O<sup>t</sup>Bu** with good enantiomeric ratios. Moreover, single recrystallisation from Et<sub>2</sub>O/hexane afforded the optically pure  $\beta$ -boryl- $\alpha$ -amino acids (**3aa-O<sup>t</sup>Bu** and **3ba-O<sup>t</sup>Bu**) with adjacent two stereocentres (>99 : 1 d.r. and >99 : 1 e.r.).

To further demonstrate the synthetic utility of the copper-catalysed borylamination, we converted the stereochemically pure  $\beta$ -boryl- $\alpha$ -amino acid **3aa-O<sup>t</sup>Bu** into functionalised  $\alpha$ -amino acid derivatives based on the established organoboron chemistry (Scheme 5b). The enantioenriched  $\beta$ -hydroxy- $\alpha$ -amino acid **5** with the unnatural *anti*-configuration could be easily accessed by oxygenation with H<sub>2</sub>O<sub>2</sub>. Matteson homologation<sup>21</sup> with the *in situ*-generated LiCH<sub>2</sub>Cl was also possible to afford optically active **6**. Additionally, Zweifel-type olefination<sup>22</sup> delivered the vinylation product **7** in 93% yield with complete stereoretention. The coupling with furan could also be conducted under conditions developed by Aggarwal<sup>23</sup> to furnish the cross-coupling product **8** in 88% yield without any erosion of the stereochemistry. Furthermore, the hydrogenolysis of *N*-benzyl groups proceeded without any detectable deborylation to give the primary amine **9** in 78% yield.

## Conclusions

We have developed an *anti*-selective copper-catalysed borylamination of  $\alpha,\beta$ -unsaturated esters with B<sub>2</sub>pin<sub>2</sub> and hydroxylamines to give the corresponding acyclic  $\beta$ -boryl- $\alpha$ -amino acid

derivatives with high diastereoselectivity (up to >99 : 1 *anti/syn*). The use of the amino electrophile is critical to induce the *anti*-stereochemistry in the acyclic system, which is otherwise difficult to obtain by the reported procedures. Additionally, the originally developed modified dppe-type ligand accommodates the more sterically congested  $\beta,\beta$ -disubstituted cinnamates and acrylates to form the non-trivial  $\beta$ -trisubstituted derivatives. Furthermore, the enantioselectivity is successfully induced by the appropriate chiral phosphoramidite ligand. The obtained optically active  $\beta$ -boryl- $\alpha$ -amino acid with adjacent two stereocentres can be easily transformed into highly functionalised  $\alpha$ -amino acids with the *anti*-stereochemistry, which demonstrates the synthetic value of our protocol. More detailed mechanistic studies and asymmetric synthesis of the most congested  $\beta$ -trisubstituted-type  $\beta$ -boryl- $\alpha$ -amino acids<sup>24</sup> are ongoing in our laboratory.

## Data availability

All experimental procedures and spectroscopic data can be found in the ESI.†

## Author contributions

S. N. and K. H. conceived the idea. S. N. performed all experiments. K. H. supervised the project. Y. N. supported X-ray analysis. The paper was written by S. N. and K. H. All the authors discussed the results and commented on the manuscript.

## Conflicts of interest

There are no conflicts to declare.

## Acknowledgements

This work was supported by JSPS KAKENHI Grant Nos JP 22H02077 (Grant-in-Aid for Scientific Research(B), to K. H.), and JP 22J10951 (Grant-in-Aid for JSPS Research Fellow, to S. N.) as well as by JST FOREST Program, Grant Number JPMJFR 211X to K. H. K.H. also acknowledges Toyota Riken Scholar for financial support.

## Notes and references

- For selected reviews, see: (a) Y. Hamada and T. Shioiri, *Chem. Rev.*, 2005, **105**, 4441; (b) C. Najera and J. M. Sansano, *Chem. Rev.*, 2007, **107**, 4584; (c) C. T. Walsh, R. V. O'Brien and C. Khosla, *Angew. Chem., Int. Ed.*, 2013, **52**, 7098; (d) M. A. T. Blaskovich, *J. Med. Chem.*, 2016, **59**, 10807; (e) A. A. Vinogradov, Y. Yin and H. Suga, *J. Am. Chem. Soc.*, 2019, **141**, 4167; (f) Y. Ding, J. P. Ting, J. Liu, S. Al-Azzam, P. Pandya and S. Afshar, *Amino Acids*, 2020, **52**, 1207; (g) J. B. Hedges and K. S. Ryan, *Chem. Rev.*, 2020, **120**, 3161; (h) M. Muttenthaler, G. F. King, D. J. Adams and P. F. Alewood, *Nat. Rev. Drug Discovery*, 2021, **20**, 309.



- 2 For selected examples of biological activities of Ala<sup>B</sup> derivatives, see: (a) J. T. Lee, D. Y. Chen, Z. Yang, A. D. Ramos, J. J. D. Hsieh and M. Bogyo, *Bioorg. Med. Chem. Lett.*, 2009, **19**, 5086; (b) E. Bassini, S. Gazzotti, F. Sannio, L. L. Presti, J. Sgrignani, J.-D. Docquier, G. Grazioso and A. Silvani, *Antibiotics*, 2020, **9**, 249; (c) T. A. Mollner, P. G. Isenegger, B. Josephson, C. Buchanan, L. Lercher, D. Oehlrich, D. F. Hansen, S. Mohammed, A. J. Baldwin, V. Gouverneur and B. G. Davis, *Nat. Chem. Biol.*, 2021, **17**, 1245.
- 3 For selected examples of biological activities of  $\beta$ -hydroxy- $\alpha$ -amino acids, see: (a) Y. Sugiura, H. Tanaka, Y. Mino, T. Ishida, N. Ota, M. Inoue, K. Nomoto, H. Yoshioka and T. Takemoto, *J. Am. Chem. Soc.*, 1981, **103**, 6979; (b) A. Zampella, M. V. D'Auria, L. G. Paloma, A. Casapullo, L. Minale, C. Debitus and Y. Henin, *J. Am. Chem. Soc.*, 1996, **118**, 6202; (c) K. C. Nicolaou, C. N. C. Boddy, S. Bräse and N. Winssinger, *Angew. Chem., Int. Ed.*, 1999, **38**, 2096; (d) D. S. Goldstein, *Cardiovasc. Drug Rev.*, 2006, **24**, 189; (e) D. A. Wirtz, K. C. Ludwig, M. Arts, C. E. Marx, S. Krannich, P. Barac, S. Kehraus, M. Josten, B. Henrichfreise, A. Müller, G. M. König, A. J. Peoples, A. Nitti, A. L. Spoering, L. L. Ling, K. Lewis, M. Crüseemann and T. Schneider, *Angew. Chem., Int. Ed.*, 2021, **60**, 13579. Also see ref. 1a,b,d.
- 4 (a) D. H. Kinder and M. M. Ames, *J. Org. Chem.*, 1987, **52**, 2452; (b) M. N. Kenworthy, J. P. Kilburn and R. J. K. Taylor, *Org. Lett.*, 2004, **6**, 19; (c) F. Bartocchini, S. Bartolucci, S. Lucarini and G. Piersanti, *Eur. J. Org. Chem.*, 2015, **15**, 3352; (d) J. He, H. Jiang, R. Takise, R.-Y. Zhu, G. Chen, H.-X. Dai, T. G. M. Dhar, J. Shi, H. Zhang, P. T. W. Cheng and J.-Q. Yu, *Angew. Chem., Int. Ed.*, 2016, **55**, 785; (e) F. Zhu, E. Miller, W. C. Powell, K. Johnson, A. Beggs, G. E. Evenson and M. A. Walczak, *Angew. Chem., Int. Ed.*, 2022, **61**, e202207153.
- 5 (a) Z.-T. He, Y.-S. Zhao, P. Tian, C.-C. Wang, H.-Q. Dong and G.-Q. Lin, *Org. Lett.*, 2014, **16**, 1426; (b) J.-B. Xie, S. Lin, S. Qiao and G. Li, *Org. Lett.*, 2016, **18**, 3926; (c) B. Carboni, M. Ollivault, F. L. Bouguenec, R. Carri and M. Jazotdi, *Tetrahedron Lett.*, 1997, **38**, 6665; (d) A. Lopez-Perez, M. Segler, J. Adrio and J. C. Carretero, *J. Org. Chem.*, 2011, **76**, 1945; (e) K. Kubota, K. Hayama, H. Iwamoto and H. Ito, *Angew. Chem., Int. Ed.*, 2015, **54**, 8809; (f) K. Hayama, K. Kubota, H. Iwamoto and H. Ito, *Chem. Lett.*, 2017, **46**, 1800; (g) K. Hayama, R. Kojima, K. Kubota and H. Ito, *Org. Lett.*, 2020, **22**, 739; (h) J. Kim, M. Shin and S. H. Cho, *ACS Catal.*, 2019, **9**, 8503.
- 6 A similar O to B coordination in the  $\beta$ -borylated carbonyl compounds is often proposed to explain the observed stereochemistry (a) A. Whiting, *Tetrahedron Lett.*, 1991, **32**, 1503; (b) R. J. Mears and A. Whiting, *Tetrahedron*, 1993, **49**, 177; (c) G. Conole, R. J. Mears, H. De Silva and A. Whiting, *J. Chem. Soc., Perkin Trans. 1*, 1995, 1825; (d) R. J. Mears, H. E. Sailes, J. P. Watts and A. Whiting, *J. Chem. Soc., Perkin Trans. 1*, 2000, 3250; (e) H. E. Sailes, J. P. Watts and A. Whiting, *J. Chem. Soc., Perkin Trans. 1*, 2000, 3362; (f) Y.-J. Zuo, X.-T. Chang, Z.-M. Hao and C.-M. Zhong, *Org. Biomol. Chem.*, 2017, **15**, 6323; (g) Y.-J. Zuo, Z. Zhong, Y. Fan, X. Li, X. Chen, Y. Chang, R. Song, X. Fu, A. Zhang and C.-M. Zhong, *Org. Biomol. Chem.*, 2018, **16**, 9237; (h) Y.-P. Bi, H.-M. Wang, H.-Y. Qu, X.-C. Liang, Y. Zhou, X.-Y. Li, D. Xu, M.-H. Shen and H.-D. Xu, *Org. Biomol. Chem.*, 2019, **17**, 1542; (i) E. M. Larin, J. Loup, I. Polishchuk, R. J. Ross, A. Whyte and M. Lautens, *Chem. Sci.*, 2020, **11**, 5716; (j) M. Zhan, Z. Ding, S. Du, H. Chen, C. Feng, M. Xu, Z. Liu, M. Zhang, C. Wu, Y. Lan and P. Li, *Nat. Commun.*, 2020, **11**, 792.
- 7 M. R. Becker, E. R. Wearing and C. S. Schindler, *Nat. Chem.*, 2020, **12**, 898.
- 8 For contributions from our group, see: (a) N. Matsuda, K. Hirano, T. Satoh and M. Miura, *J. Am. Chem. Soc.*, 2013, **135**, 4934; (b) R. Sakae, K. Hirano and M. Miura, *J. Am. Chem. Soc.*, 2015, **137**, 6460; (c) R. Sakae, K. Hirano, T. Satoh and M. Miura, *Angew. Chem., Int. Ed.*, 2015, **54**, 613; (d) D. Nishikawa, K. Hirano and M. Miura, *Org. Lett.*, 2016, **18**, 4856; (e) K. Kato, K. Hirano and M. Miura, *Angew. Chem., Int. Ed.*, 2016, **55**, 14400.
- 9 For contributions from other groups, see: (a) A. Parra, L. Aménos, M. Guisan-Ceinos, A. Lopez, L. L. G. Ruano and M. Tortosa, *J. Am. Chem. Soc.*, 2014, **136**, 15833; (b) C.-H. Yang, Y.-S. Zhang, W.-W. Fan, G.-Q. Liu and Y.-M. Li, *Angew. Chem., Int. Ed.*, 2015, **54**, 12636; (c) H.-C. Jiang, X.-Y. Tang and M. Shi, *Chem. Commun.*, 2016, **52**, 5273.
- 10 For seminal work on electrophilic amination with hydroxylamines, see: (a) H. Tsutsui, Y. Hayashi and K. Narasaka, *Chem. Lett.*, 1997, **26**, 317; (b) A. M. Berman and J. S. Johnson, *J. Am. Chem. Soc.*, 2004, **126**, 5680; (c) S. Liu and L. S. Liebeskind, *J. Am. Chem. Soc.*, 2008, **130**, 6918; representative reviews; (d) E. Erdik and M. Ay, *Chem. Rev.*, 1989, **89**, 1947; (e) K. Narasaka and M. Kitamura, *Eur. J. Org. Chem.*, 2005, 4505; (f) E. Ciganek, *Org. React.*, 2008, **72**, 1; (g) T. J. Barker and E. R. Jarvo, *Synthesis*, 2011, **24**, 3954; (h) M. Corpet and C. Gosmini, *Synthesis*, 2014, **46**, 2258; (i) M. T. Pirnot, Y.-M. Wang and S. L. Buchwald, *Angew. Chem., Int. Ed.*, 2016, **55**, 48; (j) X. Dong, Q. Liu, Y. Dong and H. Liu, *Chem. – Eur. J.*, 2017, **23**, 2481; (k) M. T. Pirnot, Y.-M. Wang and S. L. Buchwald, *Angew. Chem., Int. Ed.*, 2016, **55**, 48; (l) R. Y. Liu and S. L. Buchwald, *Acc. Chem. Res.*, 2020, **53**, 1229; (m) K. Hirano and M. Miura, *J. Am. Chem. Soc.*, 2022, **144**, 648.
- 11 For recent computational studies on the electrophilic amination of organocopper species with the hydroxylamine, see: (a) S. Tobisch, *Chem. – Eur. J.*, 2016, **22**, 8290; (b) S. Tobisch, *Chem. – Eur. J.*, 2017, **23**, 17800; (c) S. Tobisch, *Chem. Sci.*, 2017, **8**, 4410.
- 12 For selected examples, see: (a) J.-E. Lee and J. Yun, *Angew. Chem., Int. Ed.*, 2008, **120**, 151; (b) X. Feng and J. Yun, *Chem. Commun.*, 2009, **45**, 6577; (c) H.-S. Sim, X. Feng and J. Yun, *Chem. – Eur. J.*, 2009, **15**, 1939; (d) W. J. Fleming, H. Müller-Bunz, V. Lillo, E. Fernandez and P. J. Guiry, *Org. Biomol. Chem.*, 2009, **7**, 2520; (e) J. A. Schiffrer, K. Mütter and M. Oestreich, *Angew. Chem., Int. Ed.*, 2010, **49**, 1194; (f) L. Mantilli and C. Mazet, *ChemCatChem*, 2010, **2**, 501; (g) J. K. Park, H. H. Lackey, M. D. Rexford, K. Kovnir, M. Shatruk and D. T. McQuade, *Org. Lett.*, 2010, **12**, 5008.





- 13 For some related papers on copper-catalysed carboboration of  $\alpha,\beta$ -unsaturated carbonyl compounds, see: (a) A. Welle, V. Cirriez and O. Riant, *Tetrahedron*, 2012, **68**, 3435; (b) A. R. Burns, G. S. Gonzalez and H. W. Lam, *Angew. Chem., Int. Ed.*, 2012, **51**, 10827; (c) K. Semba and Y. Nakao, *J. Am. Chem. Soc.*, 2014, **136**, 7567; (d) J. Sendra, R. Manzano, E. Reyes, J. L. Vicario and E. Fernandez, *Angew. Chem., Int. Ed.*, 2020, **59**, 2100; (e) K. Nguyen, H. A. Clement, L. Bernier, J. W. Coe, W. Farrell, C. J. Helal, M. R. Reese, N. W. Sach, J. C. Lee and D. G. Hall, *ACS Catal.*, 2021, **11**, 404; (f) G. Dahiya, M. Pappoppula and A. Aponick, *Angew. Chem., Int. Ed.*, 2021, **60**, 19604. Also see ref.6f,g,h,i.
- 14 The monodentate phosphine ligand is believed to accelerate the C–N bond forming step. In our previous work on the copper-catalysed borylation of unactivated terminal alkenes, styrenes, alkenylboronates, and vinylsilanes, the bidentate phosphine ligands showed better performance than the monodentate ones (see ref. 8). The bidentate phosphine ligands generally promote the addition step of borylcopper species to alkenes, resulting in the suppression of the decomposition of the amino electrophile with the borylcopper. On the other hand, for the activated alkenes, such as acrylates, the corresponding boryl-conjugate addition is more feasible and proceeds efficiently by using either bidentate or monodentate phosphine ligand (see ref. 12). Therefore, under the present copper catalysis, the monodentate phosphine ligand is more critical in the amination step.
- 15 We could not identify the H<sup>+</sup> source for the undesired hydroborylated product **4a**. The generation of **4a** could not be suppressed by the addition of molecular sieves **4A** or under rigorously dry reaction conditions using a glovebox filled with nitrogen. Meanwhile, no deuterated **4a-d** was observed when the reaction was performed in toluene-*d*<sub>8</sub> under otherwise identical conditions.
- 16 T. Kang, N. Kim, P. T. Cheng, H. Zhang, K. Foo and K. M. Engle, *J. Am. Chem. Soc.*, 2021, **143**, 13962.
- 17 For selected examples of the copper-catalysed hydroboration of  $\beta,\beta$ -disubstituted  $\alpha,\beta$ -unsaturated carbonyl compounds, see: (a) I.-H. Chen, L. Yin, W. Itano, M. Kanai and M. Shibasaki, *J. Am. Chem. Soc.*, 2009, **131**, 11664; (b) X. Feng and J. Yun, *Chem. – Eur. J.*, 2010, **16**, 13609; (c) J. M. O'Brien, K.-S. Lee and A. H. Hoveyda, *J. Am. Chem. Soc.*, 2010, **132**, 10630; (d) I.-H. Chen, M. Kanai and M. Shibasaki, *Org. Lett.*, 2010, **12**, 4098; (e) S. Kobayashi, P. Xu, T. Endo, M. Ueno and T. Kitanosono, *Angew. Chem., Int. Ed.*, 2012, **51**, 12763. Also see ref. 12e,f.
- 18 We do not have an explanation for the exact reason why TMS-dppe showed uniquely higher performance than other dppe-type ligands, but one possibility is the attractive London dispersion, which can accelerate the electrophilic amination step as well as the conjugate addition, see: (a) D. J. Liptrot and P. P. Power, *Nat. Rev. Chem.*, 2017, **1**, 1; (b) G. Lu, R. Y. Liu, Y. Yang, C. Fang, D. S. Lambrecht, S. L. Buchwald and P. Liu, *J. Am. Chem. Soc.*, 2017, **139**, 16548; (c) A. A. Thomas, K. Speck, I. Lu, Z. Kevlishvili, P. Liu and S. L. Buchwald, *J. Am. Chem. Soc.*, 2018, **140**, 13976; (d) Y. Xi, B. Su, X. Qi, S. Pedram, P. Liu and J. F. Hartwig, *J. Am. Chem. Soc.*, 2020, **142**, 18213; (e) T. Kang, T. G. Erbay, K. L. Xu, G. M. Gallego, A. Burtea, S. K. Nair, R. L. Patman, R. Zhou, S. C. Sutton, I. J. McAlpine, P. Liu and K. M. Engle, *ACS Catal.*, 2020, **10**, 13075.
- 19 The relative stereochemistry of trisubstituted  $\beta$ -boryl- $\alpha$ -amino acids could not be confirmed by the X-ray analysis because all obtained products were less crystalline. Additionally, the products could not be derived to any known compounds. Therefore, the relative stereochemistry was just assigned by the analogy to the disubstituted  $\beta$ -boryl- $\alpha$ -amino acids.
- 20 For a review of TADDOL derivatives, see: D. Seebach, A. K. Beck and A. Heckel, *Angew. Chem., Int. Ed.*, 2001, **40**, 92.
- 21 (a) H. C. Brown, S. M. Singh and M. V. Rangaishenvi, *J. Org. Chem.*, 1986, **51**, 3150; (b) D. S. Matteson, *Chem. Rev.*, 1989, **89**, 1535.
- 22 (a) R. P. Sonawane, V. Jheengut, C. Rabalakos, R. Larouche-Gauthier, H. K. Scott and V. K. Aggarwal, *Angew. Chem., Int. Ed.*, 2011, **50**, 3760; (b) R. J. Armstrong and V. K. Aggarwal, *Synthesis*, 2017, **49**, 3323.
- 23 A. Bonet, M. Odachowski, D. Leonori, S. Essafi and V. K. Aggarwal, *Nat. Chem.*, 2014, **6**, 584.
- 24 We preliminarily screened some chiral ligands and found (*S,S*)-Xyl-BDPP to induce enantioselectivity, but the enantiomeric ratio was just 86:14. See the ESI† for more details.

